


□

THE ULTIMATE SHADOW VESSEL

□

181' (55.20m) Shipyard De Hoop

LOA:	181' 2" (55.20m)	Year:	Mfg-2016
Beam:	29' 7" (9.00m)		Model-2016
Min Draft:		Builder:	Shipyard De Hoop
Max Draft:	Max 11' 6" (3.50m)	Type:	Expedition Yacht
Speed:	Cruising 12 knots	Price:	approx. (\$9,371,960 USD)
	Max 22 knots		7 900 000 € EUR
		Location:	Netherlands

Proud Member of  YATCO

Gilman Yachts of Fort Lauderdale

1510 S.E. 17th St.
#300
Ft. Lauderdale, Florida 33316
United States

954-525-8112
www.gilmanyachts.com

**THE ULTIMATE SHADOW
VESSEL**

Page 1 of 7

Additional Specifications For THE ULTIMATE SHADOW VESSEL:

LOA:	181' 2" (55.20m)	Year:	Mfg-2016 Model-2016
Beam:	29' 7" (9.00m)	Builder:	Shipyard De Hoop
Min Draft:		Model:	
Max Draft:	11' 6" (3.50m)	Type:	Expedition Yacht
Hull Material:	Steel	Top:	
Hull Config:	Displacement w/ Bulbous Bow	Speed:	Cruising 12 knots Max 22 knots
Hull Designer:		Engines:	3516 HP, Twin, Inboard, Diesel, Caterpillar
Deck Material:		Staterooms:	
Tonnage:		Sleeps:	
Range:		Heads:	
Int Designer:		Crew	
Ext Designer:		Quarters:	
Fuel Capacity:	40,000 l (10,567 g)	Crew Berths:	
Water Capacity:	5,000 l (1,321 g)	Captain Cabin:	No
Holding Tank:		Classifications:	
Flag:	Dutch	MCA:	None
Location:	Netherlands	ISM:	None
Price:	approx. (\$9,371,960 USD) 7 900 000 € EUR		

Proud Member of  YATCO

Gilman Yachts of Fort Lauderdale

THE ULTIMATE SHADOW
VESSEL

1510 S.E. 17th St.
#300
Ft. Lauderdale, Florida 33316
United States

954-525-8112
www.gilmanyachts.com

Page 2 of 7

Boat Highlights

MAIN FEATURES:

ALL READY TO CONVERT

HYDRBRID PROPULSION / GREEN TECHNOLOGY

LOW FUEL CONSUMPTION

STRONG SEA KEEPING PERFORMANCE

Main particulars

Length overall	55.20m
Breadth moulded	9.00m
Depth to main deck	4.50m
Design draft	3.20m
Max. draft	3.50m
Deadweight	210 tons

Speed (D-mode)	22 kts
Speed (E-mode)	12 kts

Classification	*100 A5 RSA(200) HSDE Crew Boat Fast Crew Supply Vessel (*) MC DP1
----------------	-----------------------------------------------------------------------

Propulsion Machinery

Hybrid (Diesel Electric / Diesel Direct) with automatic system

Diesel engines / Generator Sets	2 x Caterpillar 3516 hp each / 2350 ekW @ 1800 rpm
Electric propulsion motors	300 ekW
Current	480V /60hz
Main propellers	2 x 1850 KW Fixed Pitch Propellers (5-blade) contra rotating
Bow thruster unit	1 x 135kw Fixed Pitch Propeller
Emergency / harbour power set	1 x 99 eKW

Dynamic Positioning

Class 1 (One) Dynamic Positioning System: NAVIS DP system with combined console for forward and aft navigation and control.

Reference system

- * 2 x DGPS Receivers
- * 2 x Gyro Compass
- * 2 x Motion reference units
- * 2 x Wind sensors

Proud Member of  YATCO

Gilman Yachts of Fort Lauderdale

1510 S.E. 17th St.
#300
Ft. Lauderdale, Florida 33316
United States

954-525-8112
www.gilmanyachts.com

**THE ULTIMATE SHADOW
VESSEL**

Page 3 of 7

Navigation Equipment

- * Magnetic compass
- * 2 x Radar (X-Band) 4ft scanners
- * Navtex
- * Echo sounder
- * Doppler log
- * 2 Gyro repeater on various positions
- * Day signaling lamp
- * Air whistle with command
- * A.I.S.

Communication

All according A3 regulations (world wide)

- * 2 x Inmarsat Satcom C
- * 1 x Radio telephone installation, MF/HF DSC
- * 2 x VHF radio - telephone transceiver DSC, full duplex
- * 1 x SART Radar transponders
- * 1 x Epirb hydrostatic release
- * 2 x Porto phones CMDSS

Cargo / Deck Capacity

Max. 200 ton deck load

Total deck area	230m ²
Rear deck	190m ²
Deck design	1.5 ton /m ²

Foredeck area	40 m ²
Fuel oil capacity	40 m ³
Freshwater capacity	5 m ³
Below deck storage	
Cargo tanks (optional)	

Foreship mooring / anchor winch with warping head
bollards aftship

Life rafts : 6 life rafts, each 20 persons

Disclaimer

Specifications are provided for informational purposes only. Data was obtained from sources believed reliable but is not guaranteed by owner or brokers. Buyer assumes responsibility to verify all speeds, capacities, consumption's and other measurements contained herein and otherwise provided and agrees to instruct his agents to confirm such details prior to purchase. Vessels subject to prior sale, price and inventory changes and withdrawal from market without notice.

Proud Member of  YATCO

Gilman Yachts of Fort Lauderdale

1510 S.E. 17th St.
#300
Ft. Lauderdale, Florida 33316
United States

954-525-8112
www.gilmanyachts.com

**THE ULTIMATE SHADOW
VESSEL**


Page 4 of 7

SEA TRIAL

□

SEA TRIAL

□

Proud Member of  YATCO

Gilman Yachts of Fort Lauderdale

1510 S.E. 17th St.
#300
Ft. Lauderdale, Florida 33316
United States

954-525-8112
www.gilmanyachts.com

THE ULTIMATE SHADOW

VESSEL


Page 5 of 7

SUGGESTED CONVERSION BY COR D ROVER DESIGN

□

SUGGESTED CONVERSION BY COR D ROVER DESIGN

□

Proud Member of  YATCO

Gilman Yachts of Fort Lauderdale

THE ULTIMATE SHADOW

1510 S.E. 17th St.
#300
Ft. Lauderdale, Florida 33316
United States

954-525-8112
www.gilmanyachts.com


VESSEL
Page 6 of 7

SUGGESTED CONVERSION BY COR D ROVER DESIGN

□

SUGGESTED CONVERSION BY DE HOOP SHIPYARD

□

Proud Member of  YATCO

Gilman Yachts of Fort Lauderdale

1510 S.E. 17th St.
#300
Ft. Lauderdale, Florida 33316
United States

954-525-8112
www.gilmanyachts.com

**THE ULTIMATE SHADOW
VESSEL**
Page 7 of 7